

VitaLink Fulvic

Nutrient transporter for faster results

VitaLink Fulvic is a pure fulvic acid product that transports nutrients to boost and maximise plant results.



The Benefits

- Boosts plant results at every life cycle stage.
- Improves the way your plants transport nutrients.
- Maximises the results you get from other plant products.
- A pure fulvic acid product.
- Starts to work as soon as you apply the additive.

ADDITIVES

How does VitaLink Fulvic work?

As the name suggests, it is packed full of fulvic acid, which is scientifically proven to improve the way your plants use nutrients in order to boost the results you get from your plants at every stage of their life cycle – rooting, growth and flowering!

- **Fulvic acid is proven to promote better rooting, growth and flowering.**

Fulvic acid is scientifically proven to improve and enhance the way your plants use nutrient. This results in better rooting, growth and flowering because essential elements get to where your plants need them most, quickly and effectively.

- **Fulvic acid improves the way your plants transport nutrients.**

VitaLink Fulvic transports nutrients to where your plants need them most, quickly and effectively. In particular, it improves the transportation of calcium, an 'immobile element', which is vital for strong cell walls and plant development. VitaLink Fulvic enables calcium to be moved via the phloem, which allows it to reach other parts of your plants effectively for better results.

- **Maximises the results you get from other products.**

As VitaLink Fulvic enhances the transportation of nutrients and elements, it maximises the results you get from other products. VitaLink Fulvic also stimulates microbial activity, enhancing the effectiveness of beneficial microbe products, such as VitaLink BioPac.

- **A pure fulvic acid product to ensure you get what you pay for.**

VitaLink Fulvic is a pure fulvic product; a lot of other fulvic products on the market are 'bulked up' with other ingredients, so you are not necessarily getting what you paid for. As VitaLink Fulvic is a pure fulvic product, it is lighter in colour than most other brands. With VitaLink Fulvic, you can be sure to get the benefits you are paying for – better rooting, growth and flowering.

- **Starts to work as soon as you apply for instant benefits.**

VitaLink Fulvic has a unique structure and chelating ability, because of this it is absorbed quickly by your plants. In turn, this means VitaLink Fulvic instantly starts to improve the way your plants use the nutrient/additives supplied - so it won't be long before you see great rooting, growth and/or flowering.

When should I use VitaLink Fulvic?

A versatile plant stimulant, VitaLink Fulvic can be used as a foliar spray or root feed throughout the life cycle. However, VitaLink Fulvic should not be sprayed during periods of high light intensity.

Dilution rate

- 2ml per litre of water if adding to the tank or 10ml per litre of water for foliar spraying.









Available sizes



The VitaLink Additives grow chart shows you how to use each product in the additives range and maximise your yield.

Additives Grow Chart

							
	DURATION	BIOPLUS	BIOPAC	FULVIC	FOLIAR	BUDDY	FLUSH
Propagation Stage 1 Pre-Soaking Plugs	0-21 Days	2 ml/L	25 ml/L ONCE	–	–	–	–
Propagation Stage 2 Rooted Cuttings/Seedlings	1-3 Weeks	2 ml/L	25 ml/L ONCE	–	–	–	–
Vegetative Stage 1 Establishment Period	1-2 Weeks	1 ml/10L	3 ml/10L	2 ml/L	100 ml/L*	–	–
Vegetative Stage 2 Aggressive Growth	1-2 Weeks	1 ml/10L	3 ml/10L	2 ml/L	100 ml/L*	–	–
Reproductive Stage 1 Aggressive Growth And First Sign Of Flowers Appearing	1-2 Weeks	1 ml/10L	3 ml/10L	2 ml/L	100 ml/L*	–	–
Reproductive Stage 2 Growth Slows And Small Flowers/Fruit Develop	2 Weeks	1 ml/10L	3 ml/10L	2 ml/L	100 ml/L*	–	–
Reproductive Stage 3 Growth Stops And Flowers/Fruit Expand In Size	2-3 Weeks	1 ml/10L	3 ml/10L	2 ml/L	100 ml/L*	0.5-1 ml/L	–
Reproductive Stage 4 Flowers/Fruit Ripen	1-2 Weeks	1 ml/10L	3 ml/10L	–	–	–	5 ml/L

*FOLIAR SHOULD BE APPLIED ONCE WEEKLY UNDER LOW LIGHT LEVELS



Ask our Research Scientist a question...

Q. *What is the best way to use VitaLink Fulvic?*

A. You can use VitaLink Fulvic as a foliar spray or as a root drench by adding it to your nutrient tank to suit your preference. Both methods are absolutely fine and will give you excellent plant results. However, most growers tend to add it to their tank, especially if they are spraying other products.

Q. *Will fulvic acid affect the CF and pH of my nutrient solution?*

A. Fulvic acid will not affect the CF, but it may bring the pH level down, so, as standard when growing, it is important to regularly check the CF and pH of the nutrient solution.



www.vitalink.eu



For seedlings/cuttings...

...for hydroponic...

...coir...

...soil growing...

...something to give your plants a boost...

...and a media to grow in.